



DOBERMANN

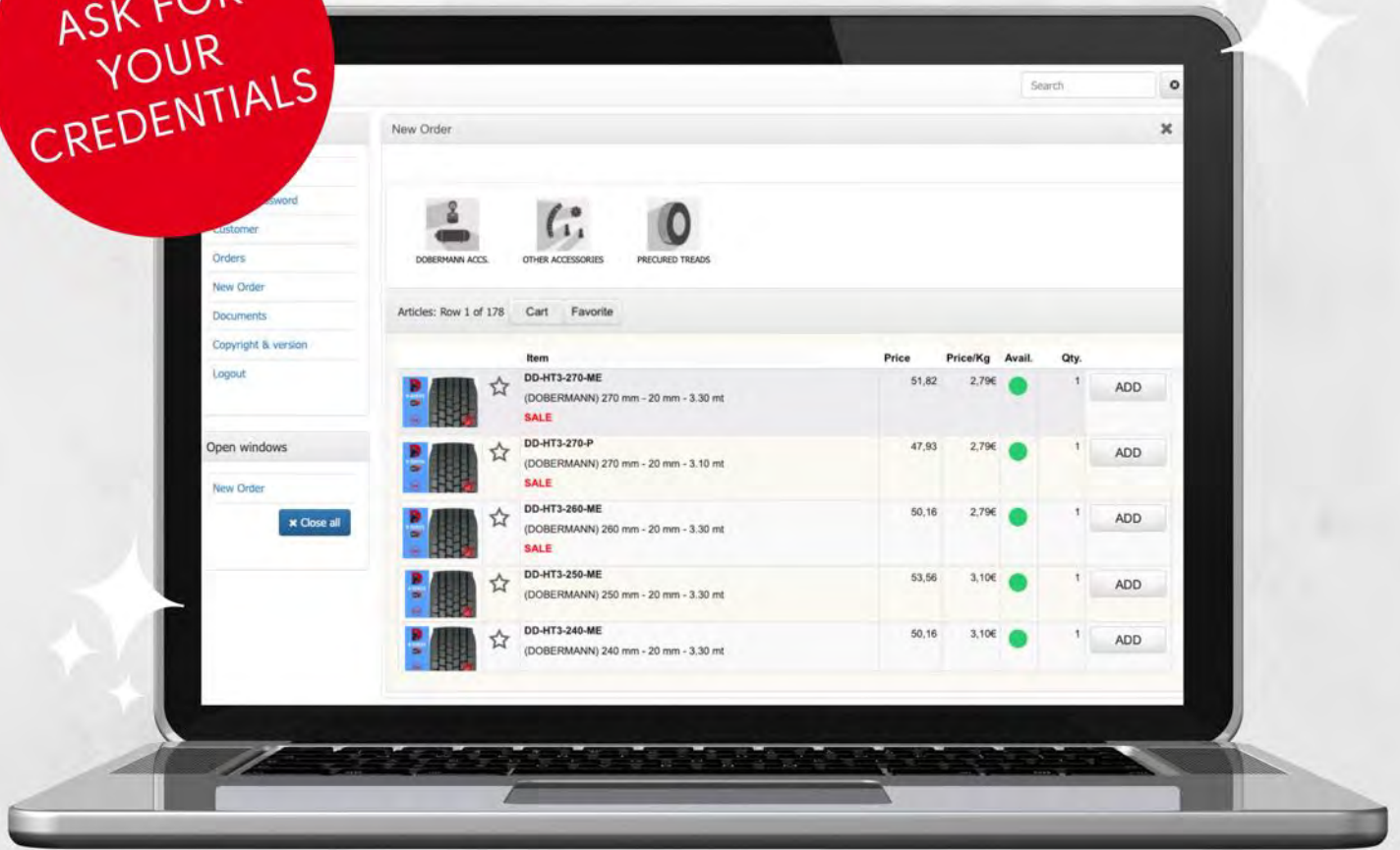
PRECURED TREADS

March 2022

ORDER ONLINE



ASK FOR
YOUR
CREDENTIALS

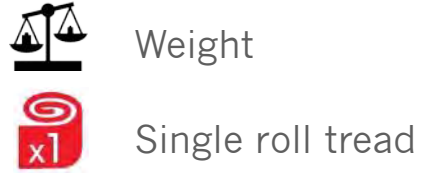
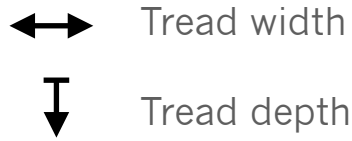


www.dshop-eu.dobermann.org

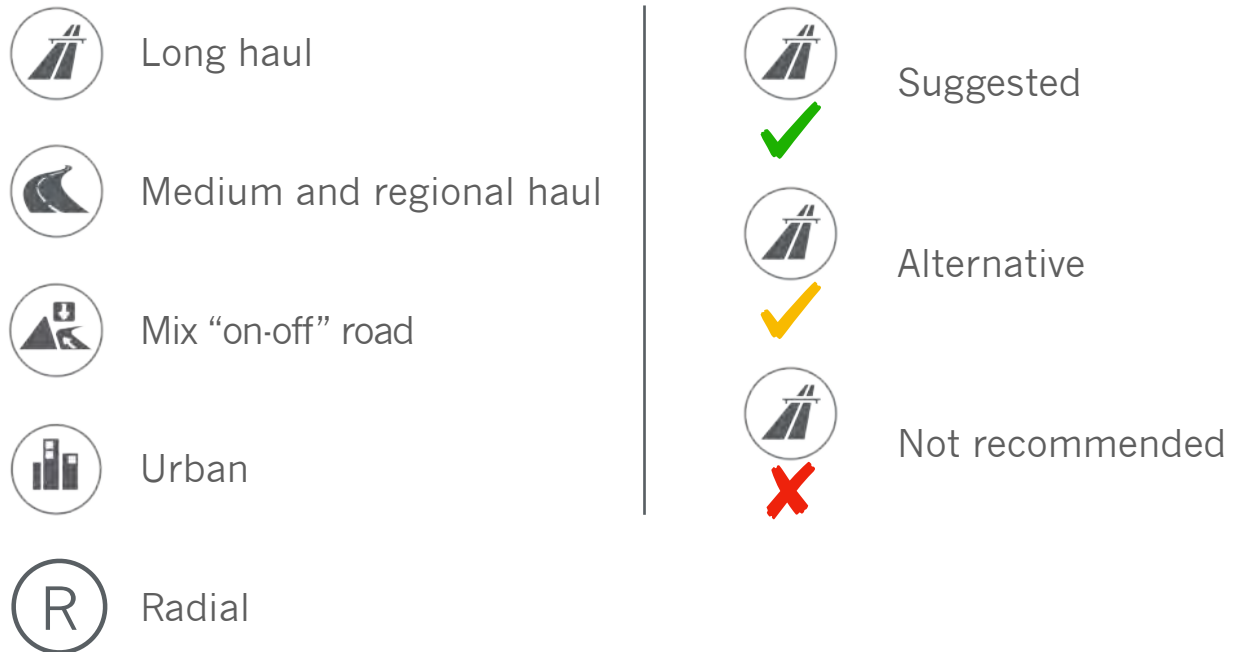


LEGEND

Sizes










Applications




Additional information



APPLICATION CHART

			
	HT3 H4X HTX HTM2 HTS HGS HG3		HFLA HFLW HSW HFT
	RBF RG3	RHT	RFMA RFMW RFT
		U750	
	MG2 MGX	MX3 MX2 MXL	

Exle Application

	Drive Wheel
	Free axle
	All Positions

Single rolls standard length codes

P	3100 mm
M	3200 mm
ME	3300 mm
G	3450 mm



PRECURED TREADS SERIES



HT3

H4X

HTX

HTM2

HTS



HGS

HG3

HFLA

HFLW



HSW

HFT

RBF

RHT

RG3



RFMA

RFMW

RFT

U750



MG2

MGX

MX2

MX3

MXL



H SERIES

HT3



#COD	↔ mm	↓ mm	⚖️ kg/m
DD-HT3 220	220	20	4.55
DD-HT3 230	230	20	4.75
DD-HT3 240	240	20	4.95
DD-HT3 250	250	20	5.20
DD-HT3 260	260	20	5.40
DD-HT3 270	270	20	5.55

All values are subject to (+/-) 2% variability
rev.01/2022

H4X



#COD	↔ mm	↓ mm	⚖ kg/m
DD-H4X 240	240	22	5.65
DD-H4X 250	250	22	5.80
DD-H4X 260	260	22	6.05
DD-H4X 275	275	22	6.40

All values are subject to (+/-) 2% variability
rev.01/2022

HTX



#COD	↔ mm	↓ mm	⚖ kg/m
DD-HTX 240	240	20	4.80
DD-HTX 250	250	20	5.00
DD-HTX 260	260	20	5.20
DD-HTX 275	275	20	5.45

All values are subject to (+/-) 2% variability
rev.01/2022

HTM2



#COD	mm	mm	kg/m
DD-HTM2 240	240	17.5	4.55
DD-HTM2 250	250	17.5	4.70
DD-HTM2 260	260	17.5	4.90
DD-HTM2 270	270	17.5	5.10
DD-HTM2 280	280	17.5	5.30

All values are subject to (+/-) 2% variability
rev.01/2022

HTS



#COD	mm	mm	kg/m
DD-HTS 260	260	21	5.40
DD-HTS 275	275	21	5.70

All values are subject to (+/-) 2% variability
rev.01/2022


HGS



#COD	↔ mm	↓ mm	⚖ kg/m
HGS 220	220	17	3.85
HGS 230	230	17	4.05
HGS 240	240	17	4.20
HGS 250	250	17	4.35
HGS 260	260	18	4.85

All values are subject to (+/-) 2% variability
rev.01/2022

HG3



#COD	↔ mm	↓ mm	⚖ kg/m
DD-HG3 190	190	18	3.40
DD-HG3 205	205	18	3.70
DD-HG3 215	215	18	3.85

All values are subject to (+/-) 2% variability
rev.01/2022


HFLA



#COD	mm	mm	kg/m
DD-HFLA 295	295	13	4.40
DD-HFLA 305	305	13	4.55
DD-HFLA 330	330	13	5.00

All values are subject to (+/-) 2% variability
rev.01/2022

HFLW



#COD	mm	mm	kg/m
DD-HFLW 300	300	13	4.50
DD-HFLW 330	330	13	4,85

All values are subject to (+/-) 2% variability
rev.01/2022

HSW




#COD mm mm kg/m

HSW 360 360 12.5 5.00

HSW 390 390 12.5 5.40

All values are subject to (+/-) 2% variability
rev.01/2022

HFT



#COD mm mm kg/m

DD-HFT 230 230 12 2.95

DD-HFT 240 240 12 3.10

DD-HFT 250 250 12 3.25

DD-HFT 265 265 12 3.45

All values are subject to (+/-) 2% variability
rev.01/2022



R SERIES



RBF



#COD	↔ mm	↓ mm	⚖ kg/m
RBF 160	160	13	1,90
RBF 190	190	14	2.50
RBF 215	215	15	2.85

All values are subject to (+/-) 2% variability
rev.01/2022

RHT



#COD	mm	mm	kg/m
DD-RHT 260	260	17	4.95
DD-RHT 275	275	17	5,45

All values are subject to (+/-) 2% variability
rev.01/2022

RG3



#COD	mm	mm	kg/m
DD-RG3 190	190	15	3.05
DD-RG3 205	205	16	3.40
DD-RG3 215	215	16	3.55

All values are subject to (+/-) 2% variability
rev.01/2022


RFMA



#COD	mm	mm	kg/m
DD-RFMA 295	295	14.5	5.00
DD-RFMA 305	305	14.5	5.25
DD-RFMA 330	330	14.5	5.55

All values are subject to (+/-) 2% variability
rev.01/2022


RFMW



#COD	mm	mm	kg/m
DD-RFMW 300	300	14.5	5.00

All values are subject to (+/-) 2% variability
rev.01/2022

RFT



#COD	↔ mm	↓ mm	⚖️ kg/m
DD-RFT 230	230	14.5	3.70
DD-RFT 240	240	14.5	3.85
DD-RFT 250	250	14.5	4.00
DD-RFT 265	265	14.5	4.25

All values are subject to (+/-) 2% variability
rev.01/2022



U SERIES



U750



#COD	↔ mm	↓ mm	⚖️ kg/m
DD-U750 235	235	18	5.15
DD-U750 245	245	18	5.35
DD-U750 255	255	18	5.65
DD-U750 265	265	17.5	5.45

All values are subject to (+/-) 2% variability
rev.01/2022



M SERIES



MG2



#COD	↔ mm	↓ mm	⚖️ kg/m
DD-MG2 220	220	22	5.35
DD-MG2 230	230	22	5.55
DD-MG2 240	240	22	5.80
DD-MG2 250	250	22	6.00
DD-MG2 260	260	22	6.20

All values are subject to (+/-) 2% variability
rev.01/2022


MGX



#COD	mm	mm	kg/m
DD-MGX 240	240	22	5.50
DD-MGX 250	250	22	5.70
DD-MGX 260	260	22	5.90

All values are subject to (+/-) 2% variability
rev.01/2022


MX2



#COD	mm	mm	kg/m
MX2 240	240	19	5.00
MX2 250	250	19	5.25

All values are subject to (+/-) 2% variability
rev.01/2022

MX3



#COD	↔ mm	↓ mm	⚖ kg/m
DD-MX3 220	220	18	4.25
DD-MX3 230	230	18	4.35
DD-MX3 240	240	18	4.45
DD-MX3 250	250	18	4.60
DD-MX3 260	260	18	4.75

All values are subject to (+/-) 2% variability
rev.01/2022

MXL



#COD	↔ mm	↓ mm	⚖ kg/m
MXL 230	230	14	3.30
MXL 240	240	14	3.45
MXL 250	250	14	3.60
MXL 260	260	14	3.75

All values are subject to (+/-) 2% variability
rev.01/2022

Dependable
Affordable

K9



DRIVE WHEEL



DE2



T2



MUD



DT



DY3



FS



ZH

FREE AXLES
AND
ALL POSITIONS



241W



ZE2







ZY

DE2



#COD
K9-DE2 220
K9-DE2 230
K9-DE2 240
K9-DE2 250
K9-DE2 260
K9-DE2 270

			
mm	mm	kg/m	
220	18.5	4.30	
230	18.5	4.50	
240	18.5	4.75	
250	18.5	4.95	
260	18.5	5.20	
270	19	5.55	






All values are subject to (+/-) 2% variability

rev.01/2022

T2



#COD
K9-T2 165
K9-T2 180
K9-T2 195
K9-T2 210

			
mm	mm	kg/m	
165	13	2.25	
180	13	2.60	
195	14	2.85	
210	14	3.10	



All values are subject to (+/-) 2% variability

rev.01/2021

DY3



#COD
K9-DY3 215
K9-DY3 230
K9-DY3 240
K9-DY3 250
K9-DY3 260

mm	mm	kg/m
215	18	4.15
230	21.5	4.70
240	21.5	5.10
250	21.5	5.60
260	21.5	6.00



All values are subject to (+/-) 2% variability

rev.01/2021

FS



#COD
K9-FS 240
K9-FS 250
K9-FS 260

mm	mm	kg/m
240	21.5	5.55
250	21.5	5.85
260	21.5	6.10



All values are subject to (+/-) 2% variability

rev.01/2021

DT



#COD
K9-DT 140
K9-DT 150
K9-DT 160



mm

mm

kg/m



140

13

1.95

150

13

2.15

160

13

2.35

All values are subject to (+/-) 2% variability

rev.01/2021

MUD



#COD
K9-MUD 160
K9-MUD 190
K9-MUD 215



mm

mm

kg/m



160

14

2.00

190

15

2.60

215

16

2.90

All values are subject to (+/-) 2% variability

rev.01/2021

ZH



#COD
K9-ZH 220
K9-ZH 230
K9-ZH 240
K9-ZH 250
K9-ZH 260

mm	mm	kg/m
220	25	5.20
230	25	5.35
240	25	5.50
250	25	5.60
260	20	5.00



All values are subject to (+/-) 2% variability

rev.01/2021

ZY



#COD
K9-ZY 180
K9-ZY 190
K9-ZY 200
K9-ZY 210
K9-ZY 220

mm	mm	kg/m
180	13.5	2.85
190	13.5	3.40
200	14.5	4.65
210	14.5	3.95
220	15	4.95



All values are subject to (+/-) 2% variability

rev.01/2021

241W



#COD

K9-241W 295



mm

295



mm

16



kg/m

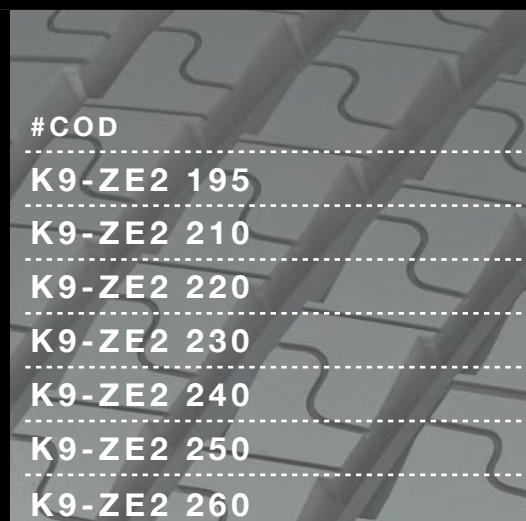
5.35



All values are subject to (+/-) 2% variability

rev.01/2021

ZE2



#COD

K9-ZE2 195

K9-ZE2 210

K9-ZE2 220

K9-ZE2 230

K9-ZE2 240

K9-ZE2 250

K9-ZE2 260



mm

195

210

220

230

240

250

260



mm

16

16

16

16

16

16

16



kg/m

3.40

3.60

3.75

3.90

4.30

4.60

4.90



All values are subject to (+/-) 2% variability

rev.01/2021

Dobermann and K9 treads portfolio



H4X

HTX

HTM2

HT3

HTS

LONG HAUL - Drive Wheel

MEDIUM HAUL - Drive Wheel



HFLA

HFLW

K9
241W

HSW

HFT

LONG HAUL - Trailer Free Axle



MG2

K9
DY3

MGX

K9
FS

K9
ZH

MIX "ON-OFF" ROAD — Drive Axle



K9
T2

RG3

RBF

K9
MUD

K9
DT

MEDIUM HAUL - Regional Drive Wheel and special applications



DE2



HGS



HG3



RFMA



RFMW



RFT

MEDIUM HAUL - Trailer Free Axle



MX3



MX2



MXL



ZY

MIX "ON-OFF" ROAD — All positions



RHT



ZE2

MEDIUM HAUL - Regional All Positions



U750

URBAN



DOBERMANN



www.dobermann.org



Follow [dobermanneurope](#)